

Daniel's 70 weeks prophecy

November 16, 2012

Copyright © 2012 by Douglas E. Cox¹

List of Figures

| | | |
|---|---|---|
| 1 | 70 weeks timeline | 1 |
| 2 | The time, times and a half | 1 |
| 3 | The time, times and a half and natural time compared | 2 |
| 4 | The cup contents represent the remaining time of the church | 2 |

¹For updated versions of this file go to:
<http://tcc.customer.sentex.ca/dload/70weekspol.pdf>
Polish translations of some of the figures from *Understanding Daniel's 70 Weeks*, available
at:
<http://tcc.customer.sentex.ca/dload/D70.pdf>

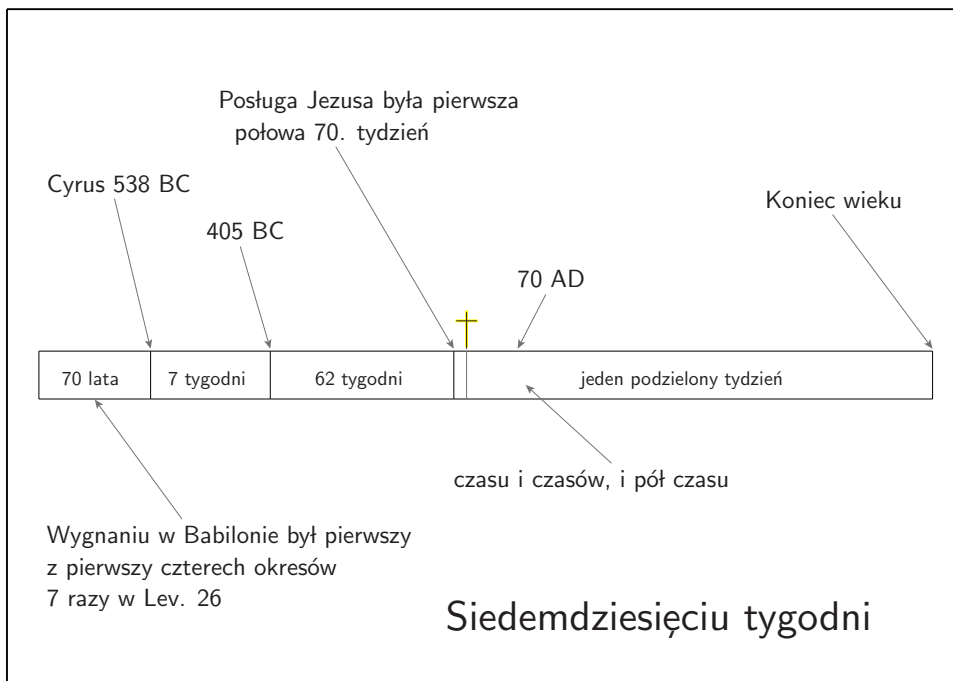


Figure 1: 70 weeks timeline

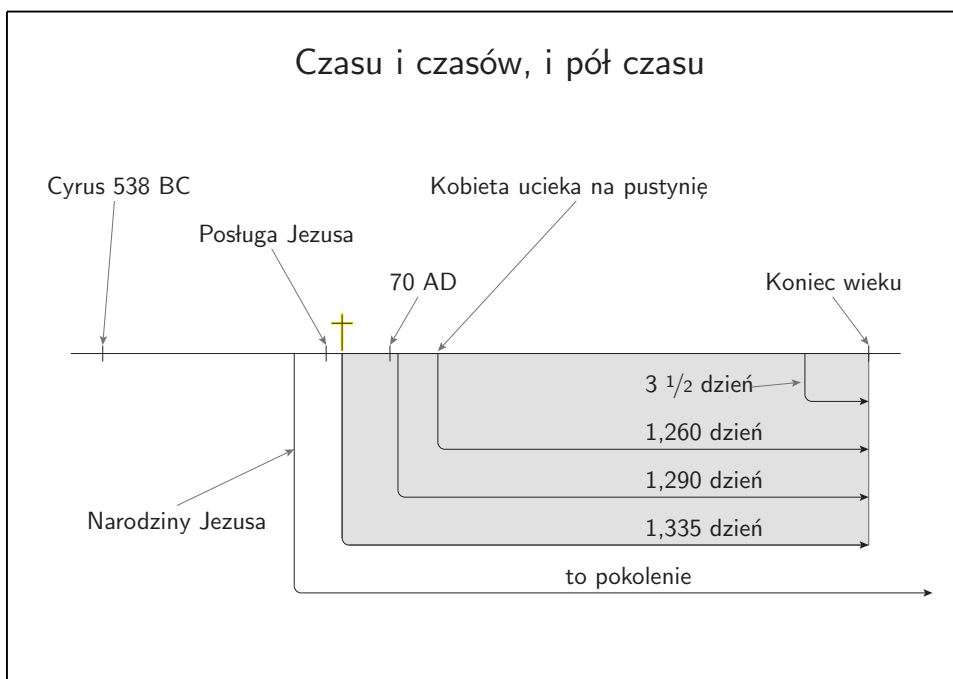


Figure 2: The time, times and a half

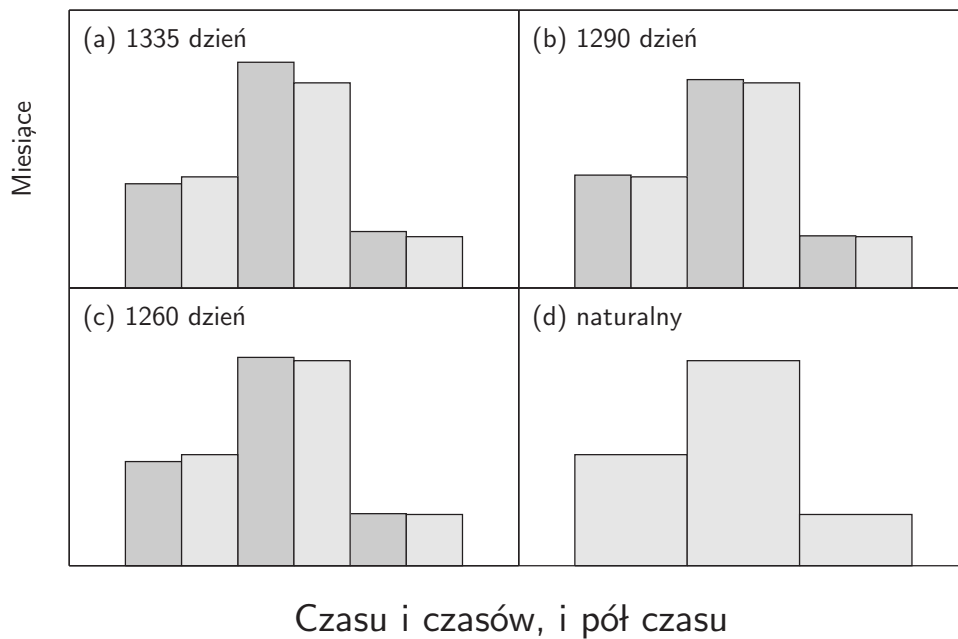


Figure 3: The time, times and a half and natural time compared




Figure 4: The cup contents represent the remaining time of the church